



Now Available from Taxidermy Training Unlimited and Taxidermy Today Magazine

INSTRUCTIONAL DVDs

We recognize the need for quality instruction – as well as staying up to date with the latest techniques and technology – for beginners just learning taxidermy, or those who wish to hone their skills or learn new techniques from some of the best in the industry.

ORDER ONLINE **WWW.TAXIDERMYTODAY.COM**

OR CALL TOLL FREE **1-800-851-7955**



SHIPPING & HANDLING / US ONLY / USPS / up to \$80 = \$4 • \$81-\$150 = \$5 • \$151-\$175 = \$8 • \$175-up = \$10

ANDY CAMPBELL


- Mounting & Finishing a Gobbling Turkey AC-01** 2-Disc Set – 2 1/2 hrs.....\$40 • **Skinning & Fleshing a Turkey AC-02** 1 1/4 hrs.....\$25
- Mounting & Finishing a Flying Canada Goose AC-03** 2-Disc Set – 3 hrs\$40
- Constructing Simulated Bronze Habitats AC-04** 1 hr\$25
- Mounting & Finishing a Strutting Turkey (on a limb) AC-05** 2-Disc Set – 2 3/4 hrs\$40
- Mounting & Finishing a Red Head AC-06** 2-Disc Set – 2 1/2 hrs\$40

This video covers the complete mounting and finishing process including skinning, fleshing and preserving the skin, sewing, repairs, form preparation, wiring the legs and painting the bill and feet.

OUR INSTRUCTORS




BARRETT CARSON CHAVEZ



DANIELS GAGLIANO GREEN




HARNESS HATFIELD KAISER



KOTULA LIFE NELSON



NETHERCUTT OWENS ROLL



VANDERBURGH WHITEHEAD CAMPBELL

DVDs are drop shipped from Taxidermy Training Unlimited (TTU) and are charged accordingly. 6% sales tax added to WV orders.

FOR ORDERS OUTSIDE THE U.S., read the information concerning DVD formatting and shipping costs at:

www.taxidermytrainingunlimited.com/Overseas_Customers.html

ASHLEY BARRETT

- Mounting & Finishing a Lifesize Mountain Lion AB-01** 2-Disc Set – 3 3/4 hrs\$40
- Ashley starts with a tanned skin & demonstrates final skin preparation. Detailed steps on how to modify manikin to change out head & neck pose. Covers complete mounting & finishing process, using ear liners, and proper placement for re-attaching whiskers.

- Mounting & Finishing a Lifesize Black Bear AB-02** 2-Disc Set – 3 hrs\$40
- Ashley starts with a tanned skin & demonstrates final skin preparation. Detailed steps on how to modify manikin to change neck & leg pose. Covers complete mounting & finishing process, using ear liners.

DALE CARSON

- Mounting & Finishing a Coldwater Fish DC-01** 1 hr\$25
- Dale takes you through the complete procedure of skinning, mounting & finishing a cold water fish, that can be applied to virtually all species of trout or salmon. Covers complete fleshing & tanning procedure, form preparation, using an artificial head, and the finishing process. **There is no painting in this video.**

- Painting a Brown Trout - DC-02** 1 hr\$25
- Starting with a mounted fish, Dale shows you how to recreate the beautiful colors of a brown trout, with an airbrush, including some scale tipping, fine detailing and shimmering colors.

- Mounting & Finishing a Warmwater Fish - DC-03** 1 1/4 hrs\$25
- Dale takes you through the complete procedure of skinning, mounting & finishing a warm water fish, that can be applied to large or small mouth bass, walleye, and other similar species of fish. Covers complete fleshing & tanning procedure, form preparation and finish work. **There is no painting in this video.**

- Painting a Largemouth Bass - DC-04** 45 mins\$25 • **Smallmouth Bass - DC-05** 1 hr\$25
- Starting with mounted fish, Dale shows how to recreate the beautiful markings & colors of these fish with an airbrush, including scale tipping and fine detailing.

- Airbrush Techniques - DC-06** 45 mins\$25

Dale demonstrates how to use both single and double-action airbrushes, to achieve various painting techniques, and can be applied to most brands available. How to properly clean the brushes is also demonstrated as well as how to mix your paint for better application, and includes common troubleshooting tips. Very informative for those who are new to using airbrushes and would like to see how to properly use them.

MANNY CHAVEZ

- Mounting & Finishing a Mule Deer - MC-01** 2-Disc Set – 3 hrs\$40
- Manny starts with a tanned cape, and goes through final cape preparation, such as thinning of the nostrils, eyes, and lips. Mounting & finishing process includes form preparation, including how to create a septum, bondo ears, clay & apoxie work, final detailing & painting.

- Mounting & Finishing a Rattlesnake - MC-02** 1 1/2 hrs\$25
- Manny covers the complete skinning procedure, including how to remove the fangs & tongue, splitting the lips & nostrils, and then on to fleshing, pickling & tanning. Mounting and finishing process includes reinserting the original tongue, apoxie work, final detailing & painting.

KEITH DANIELS

- Shaving & Tanning KD-01** 1 hr\$25
- Keith covers all aspects of preparing your skins ready for mounting (Rehydration, Pickling, Neutralizing, Shaving and Tanning). An Antelope, Elk & Whitetail deer were used throughout the video when specific procedures were being demonstrated. Also covers how to properly set up and use your shaving machine.

LOU GAGLIANO

- Caping a Whitetail Deer LG-01** 45 mins\$25
- Every great mount starts with a properly cared for cape, and Lou shows how to perform this crucial first step. Covers skinning, fleshing, splitting the lips, ears, nostrils, eyelids, cleaning the skull plate, on through to the salting process, ready for sending to a tannery.

- Mounting & Finishing a Whitetail Deer LG-02** 2-Disc Set – 2 3/4 hrs\$40
- Lou starts with a tanned cape, and proceeds with final cape preparations. Mounting & finishing process includes form preparation, using ear liners, clay & apoxie work, final detailing & painting.

JODY GREEN

- Mounting & Finishing a Whitetail JG-01** 2-Disc Set – 2 1/2 hrs\$40

- Mounting & Finishing an Elk JG-02** 2-Disc Set – 3 hrs\$40

- Mounting & Finishing an Antelope JG-03** 2-Disc Set – 3 hrs\$40

Starting with a tanned cape, Jody proceeds with final cape preparations, such as thinning of the nostrils, eyes, lips, and repairing bullet holes. Mounting & finishing process includes form preparation, bondo ears, clay & apoxie work, final detailing & painting.

BRIAN HARNESS

Mounting & Finishing a Lifesize Bobcat BH-01 2-Disc Set 2 1/2 hrs\$40
Brian starts with a tanned skin and proceeds with thinning, final skin preparation and sewing repairs. Covers form preparation, complete mounting & finishing process, using ear liners & artificial nose, claying toes, apoxie work, final detailing & painting. Footage of a live bobcat is included for cross-reference.

Pressure Washing – BH-02 1 hr\$25
Shows actual fleshing of a Raccoon, Bobcat, Deer Cape, Deer Skull, Turkey, life size Bear, but can be adapted to most species. Different types of washers are reviewed for specific applications, and a quick reference guide for recommended tips, heads & pressure settings is included at the end of the DVD.

Skinning, Fleshing, Tanning a Lifesize Bobcat – BH-03 1 1/4 hrs\$25
Covers complete skinning process, fleshing with a Pressure Washer, followed by tanning, using the Krowtann method.

Mounting a Flying Pheasant – BH-04 1 1/2 hrs\$25
Complete skinning & fleshing process. Mounting & finishing covers form preparation, using artificial head & neck form, leg & wing wiring, setting wings, & final grooming.

Mounting & Finishing a Lifesize Each\$25

Raccoon BH-05 1 1/2 hrs • **Coyote BH-06** 1 3/4 hrs • **Grey Fox* BH-07** 2 hrs
Brian starts with a tanned skin and proceeds with thinning, final skin preparation and sewing repairs. Covers form preparation, complete mounting & finishing process, using ear liners & artificial nose, claying/apoxie work, final detailing & painting. *Grey fox video also includes cross-reference with footage of a live fox as Brian works on specific areas of the mount.

RAY HATFIELD

Mounting & Finishing a Gemsbok RH-01 2-Disc Set 2 1/4 hrs\$40

Mounting & Finishing an Impala RH-02 2-Disc Set 1 1/2 hrs\$40
Starting with a professionally tanned skin, Ray demonstrates the complete mounting & finishing procedure, such as form preparation, bondo ears, building ear butts, apoxie work, final detailing & painting. Ray also shows some of his repair techniques.

Skinning & Hide Prep. of a Lifesize Black Bear – RH-03 1 hr\$25
Ray starts with initial belly incision, which is typically required for rug mounts. However, the rest of the procedure can be applied to ANY bear mount, which is, splitting the lips, fleshing the eyelids & nostrils, turning the ears, skinning the paw pads & toes, removing toe bones. The fleshing process is demonstrated using a fleshing beam, & then salting the hide, ready for the tannery.

Mounting & Finishing a LS Brown Bear – RH-04 2-Disc Set 2 1/4 hrs ..\$40
Disc-1 Ray starts with a tanned hide. Covers the complete mounting procedure, form preparation, bondo ears, claying toes. **Disc-2** All finishing work is covered, including paw repair, apoxie work, final detailing & painting.

Mounting & Finishing a Warthog RH-05 2-Disc Set 2 1/2 hrs\$40
Using a commercially tanned cape, Ray first demonstrates alterations to the form to fit your cape. Complete mounting & finishing procedure includes bondo ears, installing tusks, clay & apoxie work, fixing blemishes, blending throat seam, final detailing, painting.

Form Alteration RH-06 2 hrs\$25
Ray shows you how to change the size & pose of a lifesize bear form. Alterations include turning the neck, changing leg length & positions, installing an artificial nose, opening the mouth on a closed mouth form and installing a jawset. Also includes a segment on altering head width & length of a Warthog. The techniques used can be applied to most life size or game head forms.

Western Big Game Field Dressing & Trophy Care RH(FC-01) 1/2 hr ..\$19.95
Detailed demonstration on how to properly care for your big game in the field. Includes complete skinning and caping instructions for the taxidermy process.

JOE KAISER

Skinning to Painting a Crappie JK-06 2-Disc Set 2 1/4 hrs\$40
Joe demonstrates the complete process of skinning, fleshing, mounting, finishing AND painting a Crappie. Includes how to carve your own fish body. Different fish were used to demonstrate the various stages of the procedure. Skinning and mounting was done with a BLACK crappie and painting was done with a WHITE crappie.

Mounting & Finishing a Flying Pintail JK-01 2-Disc Set 2 1/4 hrs\$40

Mounting & Finishing a Standing Mallard JK-02 1 1/2 hrs\$25

Painting Waterfowl Heads & Feet – JK-03 1 1/2 hrs\$25

Casting Waterfowl Heads & Feet – JK-04 1 hr.....\$25

Mounting & Finishing a Hooded Merganser (Sitting) JK-05 1 3/4 hrs\$25

FRANK KOTULA

Painting a Walleye – FK-01 45 mins\$25
Starting with a mounted fish, Frank shows you how to paint a Walleye, using proper color application with an airbrush, with fine detailing & scale tipping done by hand.

Casting a Fish Head / Carving a Fish Body FK-02 35 mins\$25
Frank shows you the complete process of making your own mold & casting of a fish head, as well as how to properly measure & carve your own fish manikin.

Rainbow Trout – FK-03 1 3/4 hrs\$25
Frank covers in great detail, the complete process of skinning, mounting, finishing and painting of this popular coldwater fish.

FRED VANDERBURGH

Mounting & Finishing 2-Disc Sets Each\$40

Whitetail Deer FV-01 3 1/2 hrs • **Caribou FV-02** 3 1/4 hrs
Starting with a tanned cape, Fred proceeds with final cape preparations, such as thinning of the nostrils, eyes, lips, and repairing bullet holes. Mounting & finishing process includes form preparation, bondo ears, clay & apoxie work, final detailing & painting.

RANDY LIFE

Mounting & Finishing an Open Mouth Shoulder Black Bear with Wall Habitat RL-15 2-Disc Set 1 1/2 hrs\$25

Randy starts with a professionally tanned cape, and covers final skin preparation (thinning eyelids, lips), form preparation, and sewing repairs. The form used on this mount had an artificial nose and a jaw-set already installed. Shows complete mounting & finishing process (setting eyes, bondo ears, clay & apoxie work) painting & final detailing. This video also includes how to construct a custom wall habitat to display the mount as an optional feature for your customers.

Painting a Brook Trout RL-14 1.5 hrs.....\$25

Painting a Fall Run King Salmon RL-13 1 hr\$25

Wall Habitat for Gamehead RL-12 1/2 hrs\$25

Mounting & Finishing a Wild Boar – RL-02 2-Disc Set 3 hrs\$40

Mounting & Finishing a LS Timber Wolf RL-03 2-Disc Set 3 1/4 hrs\$40

Skinning & Fleshing a Mouflon Sheep RL-04 1 1/4 hrs\$25

Mounting & Finishing a Mouflon Sheep RL-05 2-Disc Set 2 1/4 hrs\$40

Mounting & Finishing a Fallow Deer RL-06 2-Disc Set 3 hrs\$40

Mounting & Finishing A Life Size Otter RL-07 2-Disc Set 3 hrs\$40

Skinning, Fleshing, Tanning a Wild Boar RL-08 1 1/2 hrs\$25

Habitat Construction (Lifesize Mount) RL-09 1 1/2 hrs\$25

RANDY NELSON

Water & Ice Effects – RN-01 45 mins\$25
Randy demonstrates his unique methods using materials that produce the most realistic looking water and ice effects that many have struggled to achieve. Covered in this video is: Icicles, Crystallized Ice, Blue Ice, Splash, and Splash "Fingers".

Base Construction – RN-02 1 3/4 hrs\$25
In this video, Randy shares his techniques and products that he uses to construct a very rustic winter-scene base.

PAGE NETHERCUTT

Mounting & Finishing 2-Disc Sets Each\$40

Standing Wood Duck-PN-01 3 3/4 hrs • **Flying Blue-Winged Teal-PN-02** 2 hrs

Flying Common Eider-PN-03 3 hrs

Page provides in-depth detail in the complete process for mounting & finishing these beautiful waterfowl. Covers skinning, fleshing & preserving the skin, wiring the legs & wings, and includes painting the artificial bill and feet.

DANNY OWENS

Mounting & Finishing 2-Disc Sets Each\$40

Standing Pheasant* DO-01 4 hrs • **Flying Quail DO-02** 2 1/2 hrs

Standing Dove – DO-03 2 1/2 hrs

Danny starts out with a brief segment on field care and how to choose a mountable specimen. Covers skinning, fleshing, degreasing, preserving the skin, form preparation, repairs, and the complete mounting & finishing procedure, using the real skull.

* Pheasant Video includes cross-reference with footage of a live pheasant as Danny works on specific areas of the mount.

Skinning & Fleshing a Turkey – DO-05 1 1/2 hrs\$25

Using the belly incision, Danny shows the complete skinning procedure, removing the head, fleshing, degreasing, washing, and preserving the skin, ready for the mounting process. This video compliments Danny's Flying and Standing Turkey videos, both of which start with a belly incision skin.

Mounting & Finishing a Flying or Standing Turkey 2-Disc Sets Each...\$40

Flying DO-04.....2 1/2 hrs • **Standing DO-06**.....2 3/4 hrs

Danny starts with a turkey skin (belly incision) that has already been prepared for mounting, and a pre-painted artificial head. Complete mounting & finishing procedure includes form preparation, wiring the wings/legs, injecting the feet and painting the legs.

Mounting & Finishing a Displaying Grouse DO-07 2-Disc Set 3 hrs ..\$40

Danny shows how to achieve a dramatic and striking pose of this magnificent game bird. Covers everything from skinning, fleshing/degreasing, preserving the skin, form preparation, repairs, and the complete mounting & finishing procedure, using the real skull.

JEAN ROLL

Mounting & Finishing a Lifesize Red Fox JR-01 2-Disc Set 3 hrs.....\$40

Skinning & Hide Preparation of a LS Red Fox JR-02 2-Disc Set 3 hrs. \$40

DISC-1 covers the complete skinning process, removing tail bone, splitting lips, nostrils, & eyelids, through to the salting process. **DISC-2** starts with a washed & pickled hide and covers thinning of the lips, nostrils, eyelids, removing ear cartilage, separating the whiskers and fleshing footpads.

Carcass Casting JR-03 1 3/4 hrs.....\$25

Jean demonstrates producing a custom manikin using the carcass casting method, and will work for any small life size mammal. Begins with a skinned carcass and proceeds with the steps required for creating a ONE-TIME only plaster mold.

Skinning, Mounting & Finishing a Squirrel JR-04 2-Disc Set 2 3/4 hrs. ..\$40

DISC-1 covers complete skinning & fleshing process, splitting lips, nostrils, eyelids, separating whiskers. **DISC-2** covers modifying the mannikin, using ear liners, claying toes, apoxie work, final detailing & painting.

Mounting & Finishing a Lifesize Badger JR-05 2-Disc Set 2 3/4 hrs\$40

HARRY WHITEHEAD

Mounting & Finishing a Strutting Turkey HW-01 2-Disc Set 2 3/4 hrs \$40

Painting a Turkey Head & Feet HW-02 1/2 hr\$25

Harry shares his painting expertise in these two areas. (This is covered in HW-01).